



## **Release Note**

**Software Version: 2.8.1.6305**

**Models: X1、X2、X2C、X3S、X4**

**Date: 2018-12-06**



## 1 New Features

---

1. Added the Metaswitch server type, which is compatible with the Metaswitch server.
2. Added SIP Server master backup function.

## 2 Optimization

---

1. Optimized the feature that enable SCA function and Feature Sync function without limiting the server.
2. Optimized the length of the Server Address URL under Static Provisioning Server module to 256.
3. Optimized the input character length of Alert-info to 63.
4. Optimized the color status of the Line key LED under Shared Call Appearance.

### 3 Bug Fixes

---

1. Fixed the issue that after the multicast priority is enabled, low-priority multicast won't auto answer after the high-priority multicast hang up.
2. Fixed the issue that X3G display incorrect model in FDMS.
3. Fixed the issue that the web page does not display the configuration item of the SIP TLS version.
4. Fixed the issue that the time icon in the upper right corner of the phone blinks after sending the action URI of key=HEADSET to the H5 phone.
5. Fixed the issue that the number in Active URI cannot be called out.
6. Fixed the issue that phone can't answer the call by pressing the line key after enabling SCA.
7. Fixed the issue that when the phone initiates a call, the call is forwarded back to the phone and the phone crashes.
8. Fixed the issue that phone registered to the Metaswitch server and failing to get back the call if blind transfer failure.
9. Fixed the issue that if Messages-Waiting: yes was not set in Notify received by the phone, it will not indicate MWI status.
10. Fixed the issue that registered to the Metaswitch server using the TLS protocol and enabling the SRTP, there will be a single way call after long-term call.
11. Fix the issue of Push Configuration XML.
12. Fix the issue that the phone cannot be called normally after registering to the freewitch server.
13. Fix the issue that when there are multiple incoming calls, press Line 2 key cannot answer the second call directly.

Fanvil Technology Co., Ltd

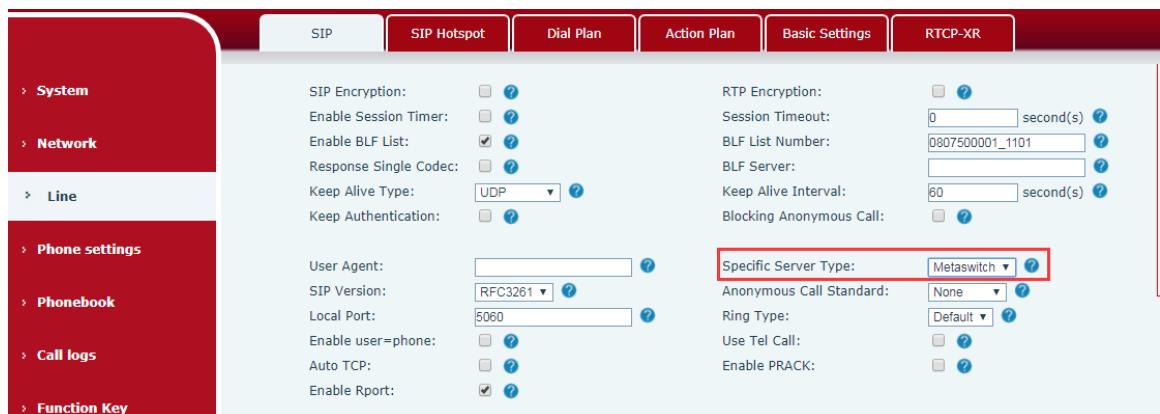
14. Fix the issue that the phone will crash when registering with the HUAWEI esight management platform.
15. Fix the issue that Fanvil D5 phone will crash when accessing the XML configuration file.

## 4 New Feature Descriptions

### 1. Added the Metaswitch server type, which is compatible with the Metaswitch server.

**Description:** On the Web Page Line >> Advanced Settings page, select the server type as Metaswitch, which compatible with the Metaswitch server Intercom and other functions.

Web page configuration:



### 2. Added SIP Server master backup function

**Description:** Add the sip backup server function, SIP Server1 is the primary server, and SIP Server2 is the backup server. The group function is extended to implement the server primary backup function. The configuration of Server2 is set to the backup line, and then the main line and the backup line are divided into one group. The backup switching mechanism remains the same. The main line is registered first. If the main line registered fail, switch to backup line registration. When registered to the backup line, if the main line registration is successful, it will switch back to the main line. The web page configuration is as follows:

Line SIP 1 ▾

**Basic Settings >>**

Line Status	Registered	Activate	<input checked="" type="checkbox"/> ?
Username	<input type="text" value="186"/> ?	Authentication Name	<input type="text" value="186"/> ?
Display name	<input type="text" value="186"/> ?	Authentication Password	<input type="text" value="....."/> ?
Realm	<input type="text"/> ?	Server Name	<input type="text"/> ?

<b>SIP Server 1</b>		<b>SIP Server 2</b>	
Register Address	<input type="text" value="172.16.100.59"/> ?	Register Address	<input type="text" value="172.16.1.4"/> ?
Register Port	<input type="text" value="5060"/> ?	Register Port	<input type="text" value="5060"/> ?
Transportation Protocol	<input type="text" value="UDP"/> ?	Transportation Protocol	<input type="text" value="UDP"/> ?
Registration Expiration	<input type="text" value="3600"/> Second ?	Registration Expiration	<input type="text" value="3600"/> Second ?

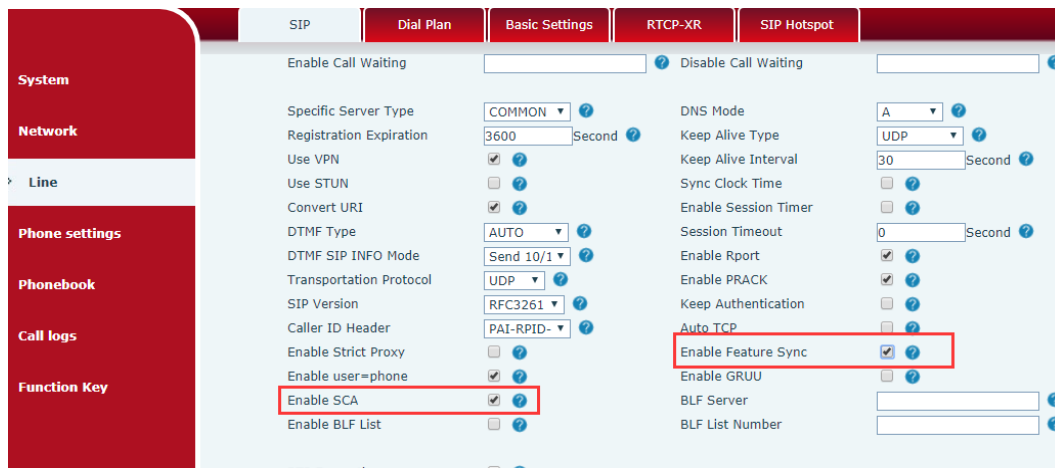
Proxy Server Address	<input type="text"/> ?	Backup Proxy Server Address	<input type="text"/> ?
Proxy Server Port	<input type="text"/> ?	Backup Proxy Server Port	<input type="text" value="5060"/> ?
Username	<input type="text"/> ?		
Authentication Password	<input type="text"/> ?		

## 5 Optimization Descriptions

1. Optimized the feature that enable SCA function and Feature Sync function without limiting the server.

**Description:** On the Web Page Line>> Advanced Settings page, enable the Feature Sync and SCA functions, and select any server type, the phone can implement Feature Sync and SCA functions (requires server support).

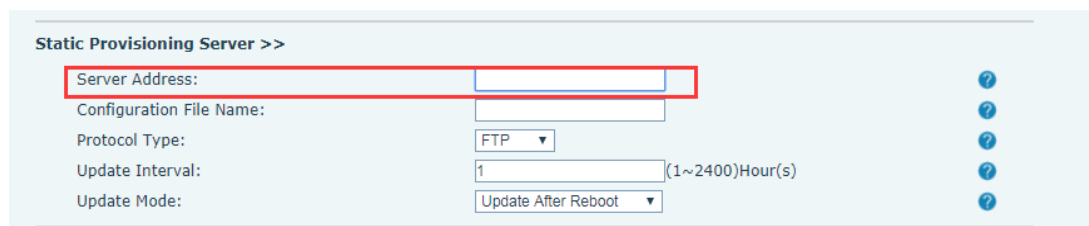
Web page configuration:



2. Optimized the length of the Server Address URL under Static Provisioning Server module to 256.

**Description:** On the web System >> Auto Provision page, extended server address URL to 256 bits, which was previously 92 bits.

Web page configuration:



3. Optimized the input character length of Alert-info to 63.

Fanvil Technology Co., Ltd

Add: Level 3, Block A, Gaoxinqi Building, Anhua Industrial Park, Qianjin 1 Road, 35th District, Bao'An, Sehnzhen, 518101 P.R.  
Tel: +86-755-2640-2199 Fax: +86-755-2640-2618 Email: support@fanvil.com www.fanvil.com



**Description:** On the web Phone Settings >> Audio>> Alert Info Ring Settings page, extended input character length of Alert-info to 63 bits, which was previously 31 bits.

Web page configuration:



4. Optimized the color status of the Line key LED under Shared Call Appearance.

**Description:** On the Web Page Line >> Advanced Settings page, enable SCA function (requires server support). Change the status of the Line keys LED in the following two cases:

State	Original	Present
Progressing(trying/alerting)	Blink Green	Green Solid
Private Held	Blink Green	Blink yellow