



Release Note

Software Version: 2.12.5.3

Models: W611W

Date: 2023.6.9



Content

Content	2
1 Revise History	3
2 Release 2.12.5.3	4
2.1 New Features	4
2.2 Optimizations	4
2.3 Bug Fix	4
2.4 New feature description	5
3 Release 2.12.4.16	7
3.1 New Features	7
3.2 Optimizations	7
3.3 Bug Fix	7
3.4 New feature description	7
4 Release 2.12.4.14	10
4.1 New Features	10
4.2 Optimization	10
4.3 Bug Fix	10
4.4 New feature description	10

1 Revise History

No.	Version	Release Time
1	2.12.4.14	2022.11.21
2	2.12.4.16	2023.3.2
3	2.12.5.3	2023.6.9

2 Release 2.12.5.3

Models	Software Version	Comment
W611W	2.12.5.3	

2.1 New Features

1. Add Japanese;
2. Add the function of password display when entering Wi-Fi password;
3. Add the function of customizing WiFi roaming threshold;
4. Add the function of displaying the MAC and signal strength of the connected AP.

2.2 Optimizations

1. Optimize system power consumption and extend the standby time of the device;
2. Optimize Russian translation;
3. Optimize French translation;
4. Optimize the stability of WiFi connection;
5. Extend the LDAP phonebook SearchBase and username length to 127 bytes.

2.3 Bug Fix


1. Fix the issue that W611W is often offline after being deployed in FDMCS;
2. Fix the issue that pushing a new version for W611W through FDMCS failed.

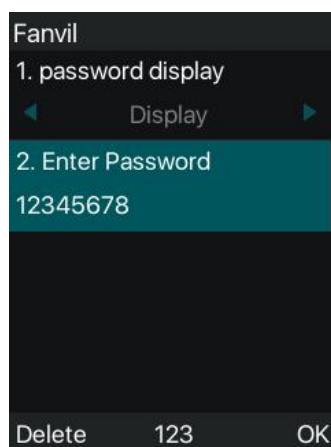
2.4 New feature description

1. Add Japanese.

Function description: Add Japanese option to the language list on the web and LCD side.

2. Add the function of password display when entering Wi-Fi password.

Function description: When entering a Wi-Fi password or modifying saved network information on the web side, you can see the entered Wi-Fi password in clear text by selecting [Password Display] or clicking the logo .



Wi-Fi Info Add

Wi-Fi Name:	<input type="text" value="123"/>
SSID:	<input type="text" value="Fanvil"/>
Secure Mode:	<input style="border-bottom: 1px solid #ccc;" type="text" value="WPA/WPA2-PSK"/>
Encryption Type:	<input style="border-bottom: 1px solid #ccc;" type="text" value="TKIP"/>
Username:	<input type="text"/>
Password	<input style="border-bottom: 1px solid #ccc;" type="text" value="12345678"/>
	<input type="button" value="Add"/>

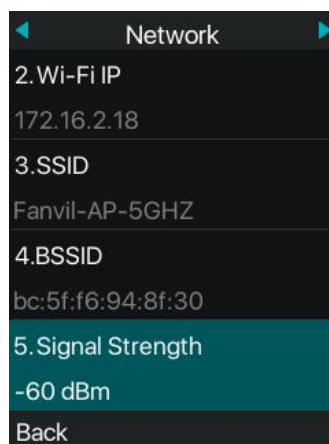
3. Add the function of customizing WiFi roaming threshold;

Function description: On the website [Network] > [Wi-Fi Settings], users can set [Roaming Gain]. When the device's signal strength is less than -67dB and other available APs are detected to be higher than the current AP signal strength by the setting value, roaming switching will be performed.



4. Add the function of displaying the MAC and signal strength of the connected AP.

Function description: Users can view the BSSID of the currently connected AP and the current signal strength in the [Menu]> [Status] > [Network] on the LCD.



3 Release 2.12.4.16

Models	Software Version	Comment
W611W	2.12.4.16	

3.1 New Features

5. Add the function to customize encryption of the menu APP;
6. Add the ability to lock and unlock the keyboard by long pressing "#";
7. OpenVPN supports TLS authentication.

3.2 Optimizations

6. Optimize WiFi synchronization configuration function;
7. Optimize W611W handset loudness.

3.3 Bug Fix

3. Fix the issue that incoming calls could not be received occasionally during hibernation;
4. Optimize Wi-Fi connection, such as the problem that the AP device cannot reconnect after the terminal is disconnected in some cases

3.4 New feature description

1. Add the function to customize encryption of the menu APP

Feature description: Users can select the application in the menu to be encrypted, and the encrypted application needs to enter the menu password before accessing.

nc configurations are as follows:

screen. EncryptTheApp =	
Valid Values	<ul style="list-style-type: none"> ● Status ● WLAN ● Basic ● Contact ● Message ● Calllog ● Features ● Application <p>Use ", " between apps. e. g. : Status, WLAN.</p>
Default Value	void

Note: Advanced settings encryption is not affected by configuration.

2. Add the ability to lock and unlock the keyboard by long pressing "#"

Feature description: Web>Phone Settings>Advanced>Keyboard Lock Settings, when the keyboard lock type is disabled, users can long press the “#” to lock and unlock. This won’t work when the keyboard lock type isn’t disabled: users can long press “#” to enter password and jump to the keyboard lock settings; After it’s locked, users can long press “#” to enter password and unlock the phone.

Web configurations are as follows:

Keyboard Lock Settings

Keyboard Password:


Keyboard Time:

Keyboard Lock Type: ▼

3. OpenVPN supports TLS authentication.

Fanvil Technology Co., Ltd

Feature description: Web>Network>VPN, when OpenVPN server chooses TLS authentication, the phone will turn on OpenVPN, import TLS certifications and get VPN IP successfully.

OpenVPN Files 			
File Type	File Name	File Size	
OpenVPN Configuration file:	client.ovpn	N/A	<input type="button" value="Select"/> <input type="button" value="Upload"/> <input type="button" value="Delete"/>
CA Root Certification:	ca.crt	N/A	<input type="button" value="Select"/> <input type="button" value="Upload"/> <input type="button" value="Delete"/>
Client Certification:	client.crt	N/A	<input type="button" value="Select"/> <input type="button" value="Upload"/> <input type="button" value="Delete"/>
Client Key:	client.key	N/A	<input type="button" value="Select"/> <input type="button" value="Upload"/> <input type="button" value="Delete"/>

4 Release 2.12.4.14

Models	Software Version	Comment
W611W	2.12.4.14	

4.1 New Features

1. Add DSSKEY Page functionality to support setting up a two-page Dsskey

4.2 Optimization

1. Optimize the prompt language display during the shutdown
2. Optimize the Italian language translation
3. Optimize the AP density threshold as -67 dBm
8. Optimize the access level of WiFi settings directory

4.3 Bug Fix

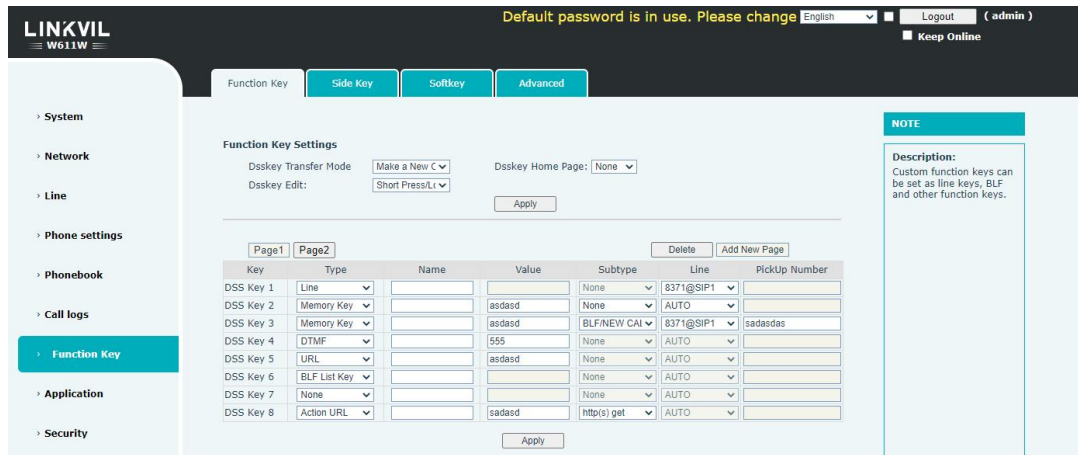
1. Fix the problem of password displayed in plain text in the XML / NC configuration file
2. Fix the phone restart after the softkey is configured, and the problem of configuration cannot be saved
3. Fix after a device goes dormant, which not responding to a SIP Option message, causing the problem of a wire drop display on a particular server

4.4 New feature description

1. Add DSSKEY Page functionality to support setting up a two-page Dsskey Web Function Key> Function Key page, expanded from the existing Dsskey to two Dsskey, 8 dsskey per page. The Dsskey defaults are all None.

Fanvil Technology Co., Ltd

Add: 10F, Block A, Dualshine Global Science Innovation Center, Honglang North 2nd Road, Bao'An District, Shenzhen, China
 Tel: +86-755-2640-2199 Fax: +86-755-2640-2618 Email: support@fanvil.com www.fanvil.com



Configure the DSS Key on page N, set a softkey or navigation key to Dsskey PageN, press the softkey / navigation key of the corresponding interface, enter the Dsskey Page, select a DSS Key, or press the corresponding serial number of the DSS Key to perform the corresponding function.

