



## Release Note

Software Version: 2.12.24.11

Models:

V60G/V60P/V60W/V61G/V61W/V62G/V62 Pro/V62W/V63/V64/V65/X301W

Date: 2026. 3. 12

# Content

---

<b>Content .....</b>	<b>2</b>
<b>1 Revise History .....</b>	<b>4</b>
<b>2 Release 2.12.24.11 .....</b>	<b>5</b>
2.1 Improvement .....	5
<b>3 Release 2.12.24.2&amp;2.12.25.3 .....</b>	<b>6</b>
3.1 New Features .....	6
3.2 Improvement .....	6
3.3 Bug Fix .....	7
3.4 New Features Description .....	7
<b>4 Release 2.12.22.2 .....</b>	<b>9</b>
4.1 New Features .....	9
4.2 Improvement .....	9
4.3 Bug Fix .....	10
4.4 New Features Description .....	10
<b>5 Release 2.12.20 .....</b>	<b>12</b>
5.1 New Features .....	12
5.2 Improvement .....	12
5.3 Bug Fix .....	13
5.4 New Features Description .....	13
<b>6 Release 2.12.17.14 .....</b>	<b>14</b>
6.1 Improvement .....	14
6.2 Bug Fix .....	14
<b>7 Release 2.12.17.7 .....</b>	<b>15</b>
7.1 New Features .....	15
7.2 Improvement .....	15
7.3 Bug Fix .....	15
7.4 New Features Description .....	16
<b>8 Release 2.12.16.17 .....</b>	<b>19</b>
8.1 New Features .....	19
8.2 Bug Fix .....	19
8.3 New Features Description .....	19
<b>9 Release 2.12.16.4 .....</b>	<b>21</b>

9.1 New Features .....	21
9.2 Optimization .....	21
9.3 Bug Fix .....	21
<b>10 Release 2.12.15.1 .....</b>	<b>23</b>
10.1 New Features .....	23
10.2 Optimization .....	23
10.3 Bug Fix .....	24
<b>11 Release 2.12.X .....</b>	<b>25</b>
11.1 Optimization .....	25
<b>12 Release 2.12.2 .....</b>	<b>26</b>
12.1 Known Issues .....	26

## 1 Revise History

---

No.	Version	Release Time
1	2.12.2	2022.3.10
2	2.12.X	2022.8.19
3	2.12.15.1	2022.10.11
4	2.12.16.4	2023.2.8
5	2.12.16.17	2023.5.17
6	2.12.17.7	2024.4.12
7	2.12.17.14	2024.4.24
8	2.12.20	2024.7.24
9	2.12.22.2	2025.4.24
10	2.12.24.2&2.12.25.3	2026.1.14
11	2.12.24.11	2026.3.12

## 2 Release 2.12.24.11

---

<b>Models</b>	<b>Software Version</b>	<b>Comment</b>
V60G/V60P/V60W/V61G/V61W/V62G/V62Pro/V62WV64/V65/X301W	2.12.24.11	

### 2.1 Improvement

1. Optimize the headsets ringing and automatic headsets selection-related functions

### 3 Release 2.12.24.2&2.12.25.3

---

Models	Software Version	Comment
V60G/V60P/V60W/V61G/V61W/V62G/V62Pro/V62W/V64/V65	2.12.24.2	
V63	2.12.25.3	

#### 3.1 New Features

2. Add control for the Softkey Exit key to leave a conference without ending it.
3. Compatible with Fanvil DH401B, DH301B, and DH301D Bluetooth headsets (Only support on V60W, V61W, V62W, V64, and V65 models).
4. Add the V65 phone with EM60 functionality.

#### 3.2 Improvement

1. Optimize the TLS weak cipher function by disabling TLS 1.0 and TLS 1.1.
2. Optimize the group ring function to automatically enable headset ring when a headset is plugged in, and added the configuration option for auto-selecting headset.
3. Optimize the local phonebook search function.
4. Optimize the issue where the server timeout upgrade configuration did not support minute-based validity settings.
5. Optimize the issue where the phone's Push XML did not support editing soft keys.
6. Optimize to retain the voicemail and missed call icons when the side key length is set to medium.

Fanvil Link Technology Co.,LTD

### 3.3 Bug Fix

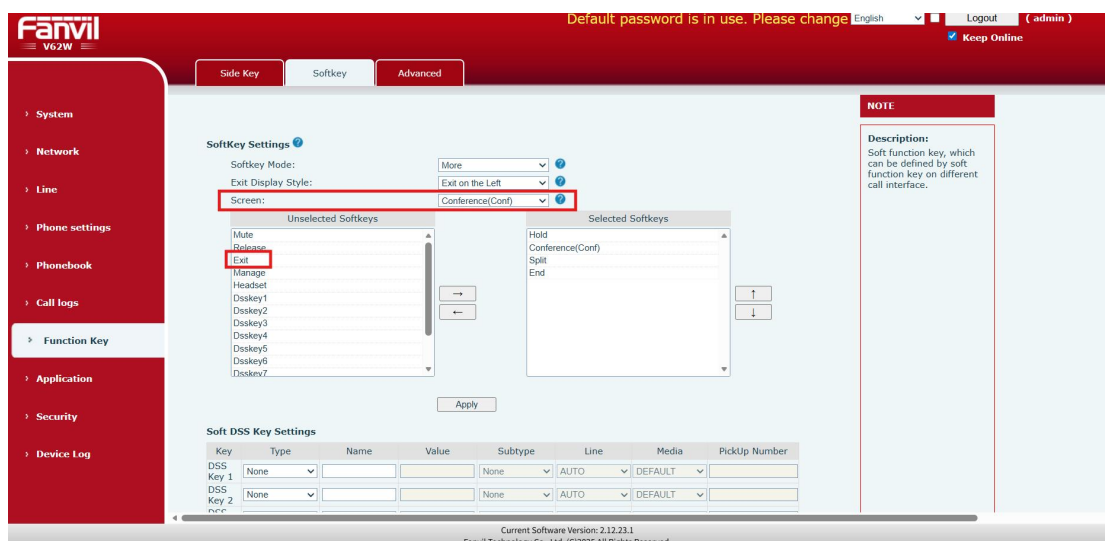
1. Fix issues related to the Metaswitch phonebook functionality.
2. Fix the issue of delayed call answering on the phone under specific server environments.
3. Fix the issue where the conference soft key function on the phone does not take effect (V65 only).

### 3.4 New Features Description

1. **Add control for the Softkey Exit key to leave a conference without ending it.**

**Feature Description:** During a conference, if the host presses the Exit key, the host leaves the conference but the conference continues. The LCD interface displays "Transfer Successful," and the remaining participants continue the call.

**Implementation Details:** Navigate to the phone web interface → **【Shortcut keys】** → **【Softkey Settings】**. Select "Conference" on the display page, then configure the "Exit" key. Click Submit to apply. During a conference, the host can now use the Exit key to leave without ending the conference.





## 4 Release 2.12.22.2

Models	Software Version	Comment
V64/V62/V65/X4U-V2/X5U-V2/X6U-V2/X7U-V2/X7C-V2 /X210-V2/X210i-V2	2.12.22.2	<p>The following X-V2 representative model: X7-V2 / X7C-V2 / X210-V2 / X210i-V2</p> <p>The X-V2 representative model: X4U-V2 / X5U-V2 / X6U-V2</p>

### 4.1 New Features

1. Supports the option to import local contact.
2. Supports scrolling display of button information.
3. Adds built-in background images. (For V64/V65 only)
4. Compatible with HT301/HT302/HT301U/HT302U headsets
5. Compatible with Jabra Engage 65 EHS headset

### 4.2 Improvement

1. Optimize the 12-hour time display effect on the phone.
2. Optimize Portuguese translation.
3. Optimize Russian translation for the phone's shortcut key module.
4. Optimize door opening via the action url key.
5. Optimize the time format of call records in French.
6. Optimize the input length limit for the XML phonebook URL.
7. Optimize the display effect of uncommon character names in contacts.
8. Optimize the character library capacity of the Chinese input method on the phone.

Fanvil Link Technology Co.,LTD

Add: 13th Floor, Building 2, Runzhi R&D Center, Xin'an Street, Bao'an District, Shenzhen, Guangdong, China  
 Tel: +86-755-2640-2199 Fax: +86-755-2640-2618 Email: support@fanvil.com www.fanvil.com

## 4.3 Bug Fix

1. Fix the issue of being unable to select and dial a contact using the directional keys.
2. Fix issues related to local contacts.
3. Fix the abnormal connection issue to 3cx over Wi-Fi.
4. Fix the phone lagging issue over Wi-Fi.
5. Fix the missing problem of the "visual park" feature.

## 4.4 New Features Description

### 1. Supports the option to import local contacts.

**Feature Description:**The phone supports local contact import method selection, either adding or overwriting.

#### **Implementation Details:**

(1) Contact Update Mode: = 0

The update method is "Add New." When importing contacts, the existing contacts remain unchanged. If there are new entries in the import file, they will be added as new contacts after the import.

(2) Contact Update Mode: = 1

The update method is "Overwrite." It will delete the existing contact data (without deleting groups) and only display the content from the import file.

(3) Contact Update Mode: = 2

The update method is "Overwrite." It will delete the existing contact data and also remove any groups without contacts, displaying only the content from the import file.

### 2. Supports scrolling display of button information.

**Feature Description:**The buttons in the phone support interface scroll according to the configuration mode.

#### **Implementation Details:**

Fanvil Link Technology Co.,LTD

Add: 13th Floor, Building 2, Runzhi R&D Center, Xin'an Street, Bao'an District, Shenzhen, Guangdong, China  
Tel: +86-755-2640-2199 Fax: +86-755-2640-2618 Email: support@fanvil.com www.fanvil.com

Adjust by setting configuration parameters

(1) scrolling display type = 0

All buttons in the interface will not scroll

(2) scrolling display type = 1

Only the side keys scroll, other keys do not scroll

(3) scrolling display type = 2

Only the desktop softkey scrolls, other keys do not scroll

(4) scrolling display type = 3

For phones with a secondary screen, only the secondary screen scrolls, and other keys do not scroll

(5) scrolling display type = 4

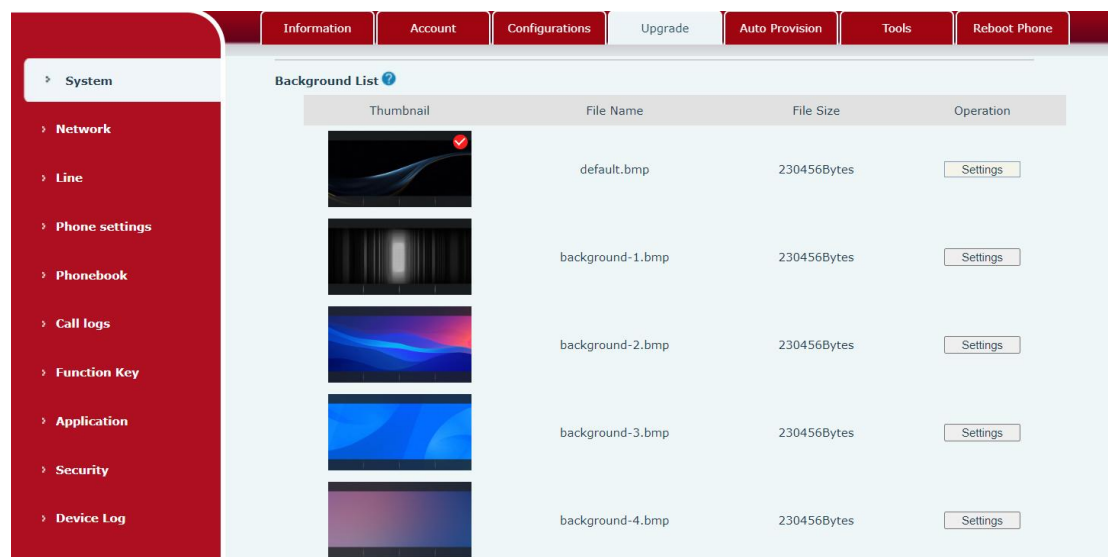
All buttons on the interface scroll

### 3. Adds built-in background images. (For V64/V65 only)

**Feature Description:**The phone supports more background images

#### **Implementation Details:**

Go to the phone webpage - [System] - [Upgrade] - [Background List] to set up, click on Settings to apply on the phone.



## 5 Release 2.12.20

---

Models	Software Version	Comment
V64/V62/V65/X4U-V2/X5U-V2/X6U-V2/X7U-V2/X7C-V2/X210-V2/X210i-V2	2.12.20	<p>The following X-V2 representative model: X7-V2 / X7C-V2 / X210-V2 / X210i-V2</p> <p>The X-V2 representative model: X4U-V2 / X5U-V2 / X6U-V2</p>

### 5.1 New Features

1. Add support for Chinese input method on new phones
2. Add display of device SN information on the web page
3. Add Kazakh language support on the phone
4. Add Persian language support on the phone

### 5.2 Improvement

1. Optimize Russian translation
2. Optimize German translation
3. Optimize French call time format
4. Optimize display of Russian call records
5. Optimize the feature for enabling the voicemail and support configuring voicemail numbers
6. Optimize the IP address input interface to address sequential issues under the 123 input method
7. Optimize the display issue in the upper left corner of unregistered standby mode

8. Optimize the sound quality of the X7-V2 phone
9. Optimize sending the hostname to the DHCP server via DHCP Option 12

### 5.3 Bug Fix

1. Fix the issue with LED flashing after viewing missed calls when the Miss Call Icon is enabled
2. Fix the issue where contacts cannot be dialed using the directional keys
3. Fix issues related to group ringing

### 5.4 New Features Description

#### 1. Add Support for Chinese Input Method on the Phone

**Feature Description:** Support for Chinese input method on the phone.

**Implementation Details:**

Modify the phone’s LCD language to Chinese or Traditional Chinese.

When selecting an editable field or creating a new message, the input method sequence should be: Abc, 2aB, Pinyin, 123, abc, ABC.

#### 2. Add Device SN Information Display on Web Page

**Feature Description:** Display device SN (Serial Number) information on the web page.

**Implementation Details:**

Add a SN field to the web page to facilitate the use of SN for device management by certain systems.



Fanvil Link Technology Co.,LTD

Add: 13th Floor, Building 2, Runzhi R&D Center, Xin'an Street, Bao'an District, Shenzhen, Guangdong, China  
 Tel: +86-755-2640-2199 Fax: +86-755-2640-2618 Email: support@fanvil.com www.fanvil.com

## 6 Release 2.12.17.14

---

Models	Software Version	Comment
V64/V62/V65/X4U-V2/X5U-V2/X6U-V2/X7U-V2/X7C-V2 /X210-V2/X210i-V2	2.12.17.14	<p>The following X-V2 representative model: X7-V2 / X7C-V2 / X210-V2 / X210i-V2</p> <p>The X-V2 representative model: X4U-V2 / X5U-V2 / X6U-V2</p>

### 6.1 Improvement

1. Optimize the secondary DNS address to 4.4.4.4
2. Optimize the issue of not filling in Alert info for phone playback line configuration ringtones

### 6.2 Bug Fix

1. Fix the issue of the phone remaining on the trying interface after receiving calls from the other end in special circumstances

## 7 Release 2.12.17.7

---

Models	Software Version	Comment
V64/V62/V65/X4U-V2/X5U-V2/X6U-V2/X7U-V2/X7C-V2/X210-V2/X210i-V2	2.12.17.7	<p>The following X-V2 representative model: X7-V2 / X7C-V2 / X210-V2 / X210i-V2</p> <p>The X-V2 representative model: X4U-V2 / X5U-V2 / X6U-V2</p>

### 7.1 New Features

1. Add the function of resetting the web access password
2. Add phone stabilization mechanism
3. Add support for uploading custom languages
4. Add configurable standby desktop icon

### 7.2 Improvement

1. Optimize RAM to display the actual available memory
2. Optimize the organizational structure of Huawei phonebook
3. Optimize the time display of web call log
4. Optimize the input length of LDAP phonebook

### 7.3 Bug Fix

1. Fix the issue that the search interface of the cloud phone book did not display the number

Fanvil Link Technology Co.,LTD

Add: 13th Floor, Building 2, Runzhi R&D Center, Xin'an Street, Bao'an District, Shenzhen, Guangdong, China  
Tel: +86-755-2640-2199 Fax: +86-755-2640-2618 Email: support@fanvil.com www.fanvil.com

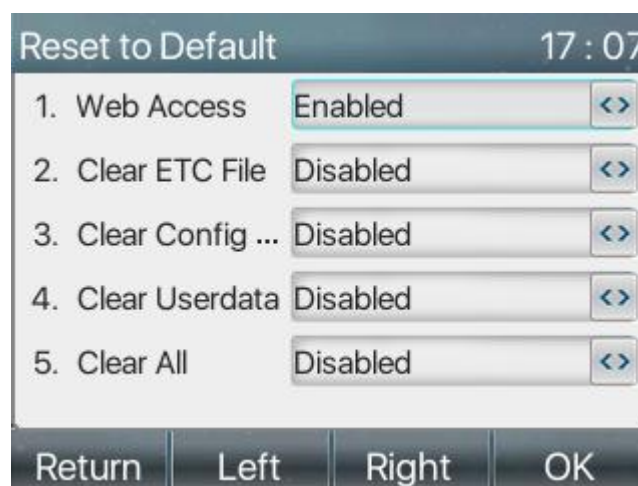
2. Fix the issue that the configuration is missing when the configuration file is too large
3. Fix the issue that the call timer of the phone did not take effect under a specific server
4. Fix issues related to daylight saving time
5. Fix the issue that the device responds slowly after the VPN is enabled
6. Fix the issue that the speed dial key failed to switch channel under special circumstances
7. Fix the issue that “System Error” was displayed when the SIP line was registered too many times

## 7.4 New Features Description

### 1. Add the function of resetting the web access password

**Function description:** The phone can reset the web access password separately

**Settings:** Go to the menu in the phone interface, Menu - Advanced Settings - Factory Reset, and the first item is Web Access. After enabling it, the admin account will be restored to the default password.



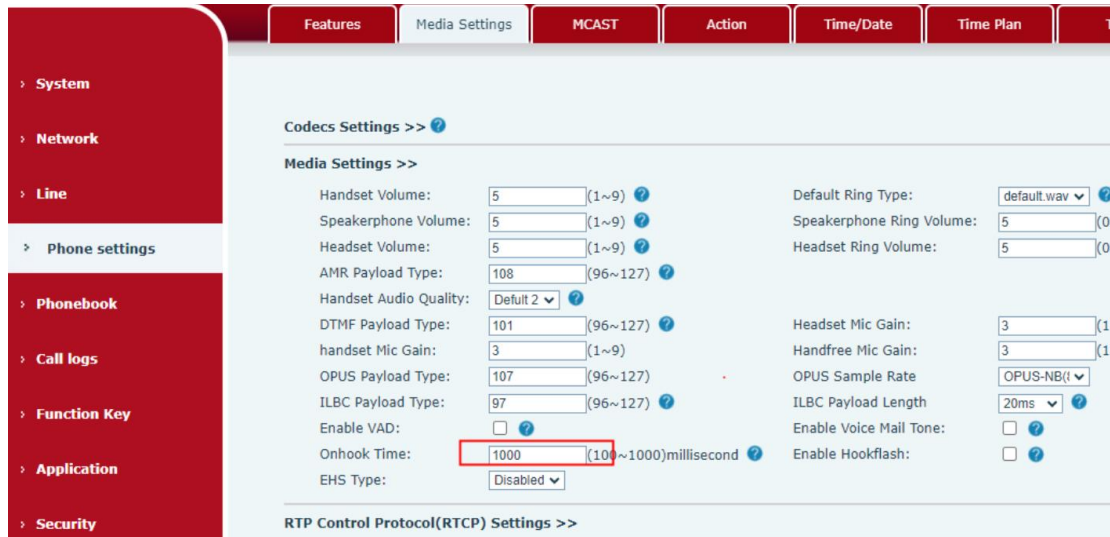
### 2. Add phone stabilization mechanism

**Function description:** When the device moves or the table vibrates, a new mechanism is added to avoid the situation that the UI interface may change

Fanvil Link Technology Co.,LTD

abnormally due to the triggering of the fork spring by the handle

**Settings:** Enter the phone's website. Find [Phone Settings] - [Media Settings]-[Onhook Time]. The bigger the number is, the more stable the phone will be.

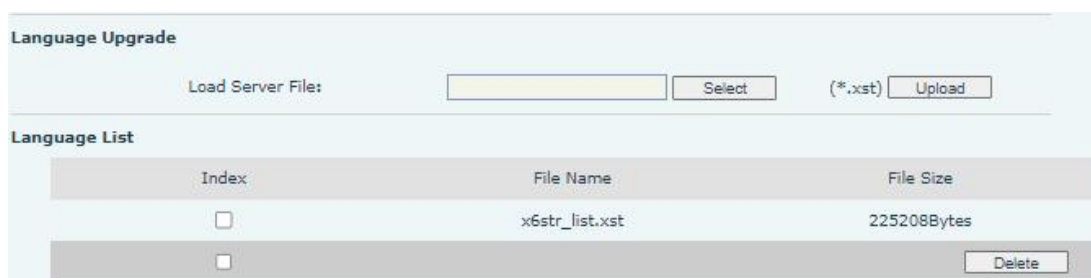


### 3. Add support for uploading custom languages

**Function description:** The phone supports uploading a custom language and displaying it on the screen

Note: Custom language does not work for webpage

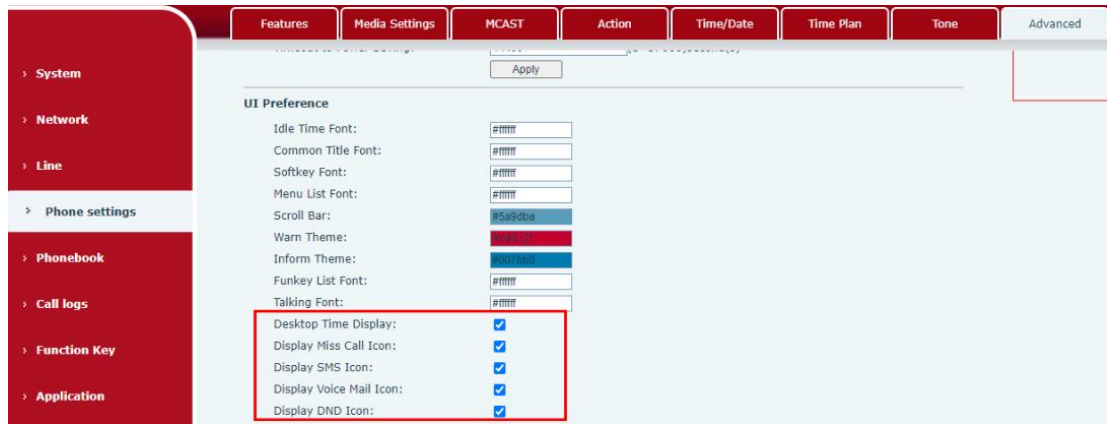
**Setting:** Enter the phone's website. Find [System] - [Upgrade]-[Language Upgrade]. The format and naming is fixed, which is [xstr\_list.xst]. If the language is an existing language on the phone, the existing entry content will be replaced. If the language is not supported by the phone, the custom language will be added to the language selection page, and the user can select the custom language to use.



#### 4. Add configurable standby desktop icon

**Function description:** Users can use configuration items to control whether the four icons on the desktop are displayed

**Setting:** Enter the phone's website. Find [Phone Settings] - [Advanced]-[UI Preference]. You can choose whether to display icons by checking the following configurations.



## 8 Release 2.12.16.17

Models	Software Version	Comment
V64/V62/V65/X4U-V2/X5U-V2/ X6U-V2/X7U-V2/X7C-V2/X210- V2/X210i-V2	2.12.16.17	The following X-V2 representative model: X7-V2 / X7C-V2 / X210-V2 / X210i-V2  The X-V2 representative model: X4U-V2 / X5U-V2 / X6U-V2

### 8.1 New Features

1. Compatible with PortSIP PBX Call Park function

### 8.2 Bug Fix

1. Fixed the issue that IPv4 IP acquisition failures are frequently displayed after connecting to Wi-Fi

### 8.3 New Features Description

1. Compatible with PortSIP PBX Call Park function

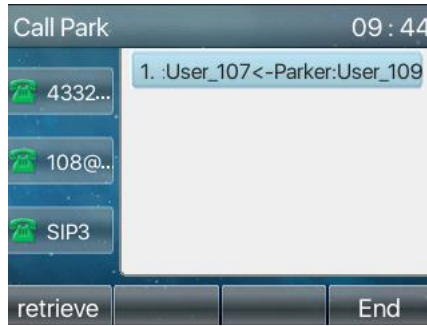
Feature description: The phone has added a Visual Park function key, which can be used with the Portsip server for Call Park and Retrieve calls.

Key	Type	Name	Value	Value2	Subtype	Line	Media	PickUp Number
DSS Key 1	Key Event				Visual Park	AUTO	DEFAULT	

- 1) During Call Park, the phone can distinguish between direct park and group park.
- 2) Retrieve audio and video calls during Call Park. To retrieve a video call, the user

needs to use a video phone.

CallPark Number:	<input type="text"/>		PickUp Number:	<input type="text"/>
JoinCall Number:	<input type="text"/>		Intercom Number:	<input type="text"/>
Retrieve Type:	<input type="text" value="Auto"/>		Retrieve Number:	<input type="text"/>
Group CallPark Number:	<input type="text"/>			



## 9 Release 2.12.16.4

---

Models	Software Version	Comment
V64/V62/V65/X4U-V2/X5U-V2/ X6U-V2/X7U-V2/X7C-V2/X210- V2/X210i-V2	2.12.16.4	<p>The following X-V2 representative model: X7-V2 / X7C-V2 / X210-V2 / X210i-V2</p> <p>The X-V2 representative model: X4U-V2 / X5U-V2 / X6U-V2</p>

### 9.1 New Features

1. Add Croatian
2. Compatible with PortSIP PBX Call Park function

### 9.2 Optimization

1. Optimize DNS query mode
2. Optimize the time to return to the Dsskey Home interface from other Dsskey interfaces
3. Optimize the phone to record the incoming calls with reason field in the call record as received calls

### 9.3 Bug Fix

1. Fix the problem that the help information prompt of the Dsskey icon on the phone web page is incorrect

Fanvil Link Technology Co.,LTD

Add: 13th Floor, Building 2, Runzhi R&D Center, Xin'an Street, Bao'an District, Shenzhen, Guangdong, China  
Tel: +86-755-2640-2199 Fax: +86-755-2640-2618 Email: support@fanvil.com www.fanvil.com

2. Fix other mac problems when the phone is restarted
3. Fix the problem that the phone still sends STUN packets when the STUN is closed on a special server
4. Fix the problem of answering delay when the phone uses the handle to establish a call
5. Fix the problem of abnormal certificate verification on the special server of the phone
6. Fix the problem that the restart does not take effect under special circumstances of Provision Config Priority
7. Fix the problem that the LED light on the secondary screen of the phone will not change with the number of pages on the secondary screen

## 10 Release 2.12.15.1

---

Models	Software Version	Comment
V64/V62/V65/X4U-V2/X5U-V2/ X6U-V2/X7U-V2/X7C-V2/X210- V2/X210i-V2	2.12.15.1	<p>The following X-V2 representative model: X7-V2 / X7C-V2 / X210-V2 / X210i-V2</p> <p>The X-V2 representative model: X4U-V2 / X5U-V2 / X6U-V2</p>

### 10.1 New Features

1. The X7-V2 / X7C-V2 supports an external CM60 camera.
2. Add Italian.
3. Add the "Mcast Listening Renew Time" feature
4. Support for sending Action URL via SIP info
5. Dial Plan adds a <=> rule that replaces the number before the equal sign and inserts the number after the equal sign
6. Support user custom setting of SIP Call-id fields
7. Support the status of the DND using BLF under a specific server

### 10.2 Optimization

1. Support for modifying the corresponding ringtones for Bellcore-drX
2. Optimize the XU-V2 / X-V2 Series ringtone files
3. Optimize the function of voice message button exhaled

Fanvil Link Technology Co.,LTD

Add: 13th Floor, Building 2, Runzhi R&D Center, Xin'an Street, Bao'an District, Shenzhen, Guangdong, China  
Tel: +86-755-2640-2199 Fax: +86-755-2640-2618 Email: support@fanvil.com www.fanvil.com

1. Extend LDAP Server field length is 127 bits long
2. Optimize the X-V2 / X-V2 series webpage and LCD display models with the-V2 logo

### 10.3 Bug Fix

1. Repair the problem of exhaled through the hands-free channel, unable to adjust the size of the bell tone
2. Fix the problem of non-responsive transfer failure
3. Repair the VLAN-related issues
4. Fix Alert Info special ringtones do not work on the problem
5. Fix the problem that the Cisco switch cannot access the WEB page under special circumstances
6. Fix the LDAP Contact-related issues
7. Fix the phone hands-free playback voice distortion problem
8. Repair phone access to IPV6 network, web page shows unconnected problem
9. Fix issues that Action URL was unable to report missed incoming calls
10. Repair the configuration XML browser and reuse the user name and password of the SIP account, causing the URL to not work

## 11 Release 2.12.X

---

<b>Models</b>	<b>Software Version</b>	<b>Comment</b>
V64/V62/X6U-V2	2.12.X	

### 11.1 Optimization

1. Optimize translation issues related to contacts

## 12 Release 2.12.2

---

<b>Models</b>	<b>Software Version</b>	<b>Comment</b>
V62/V64	2.12.2	

### 12.1 Known Issues

1. In some cases, if you use G723 and G726 codecs to establish a call, the phone may have abnormal faults.